

Child Theme Plugin - Orbisius Child Theme Creator

This plugin allows you to quickly create child themes from any theme that you have currently installed on your site/blog.

Link: <http://wordpress.org/plugins/orbisius-child-theme-creator/>

Description:

This plugin allows you to quickly create child themes from any theme that you have currently installed on your site/blog. It also creates rtl.css if exists in the parent theme.

New and Important

We have noticed that some child themes created by this plugin do not work as expected. This is not a bug in this plugin but could be caused by theme authors using custom theme frameworks and/or do not using WordPress' recommended functions for themes supporting child themes.

We have launched a **FREE** service that allows you to setup a test/sandbox WordPress site in seconds. No technical knowledge is required. Join today and test themes and plugins before you actually put them on your live site. For more info go to: <http://qsandbox.com>

Features

- Create a theme with one click of a button
- Never forget what files to copy and what to skip when creating child themes.
- Easy to use interface
- When moving through the themes the currently looked one will have a nice background & border
- Create *unlimited* child themes from a parent theme. The plugin will add Child 01, Child 02 etc.

Usage

Go to Admin > Tools > Orbisius Child Theme Creator then click on the theme you like and the child theme will be created for you.

Installation:

1. Unzip the package, and upload orbisius-child-theme-creator to the /wp-content/plugins/ directory
2. Activate the plugin through the 'Plugins' menu in WordPress

FAQ

How to use this plugin?

Just install the plugin and activate it. Then go to Admin > Tools > Orbisius Child Theme Creator. Then click on a theme and the plugin will create a child theme for you.

Troubleshooting

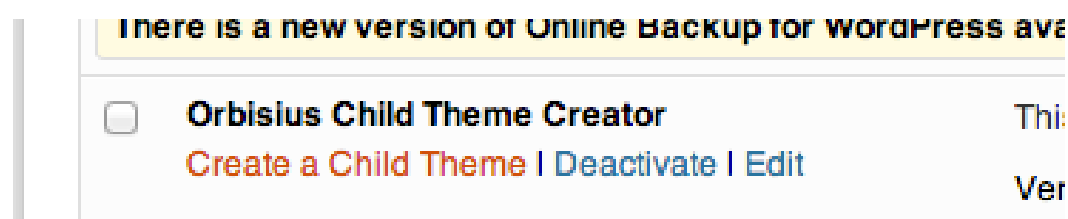
If your site becomes broken due to a child theme (mis)configuration. Please check another plugin of ours: [Orbisius Theme Fixer](#)

What to do next?

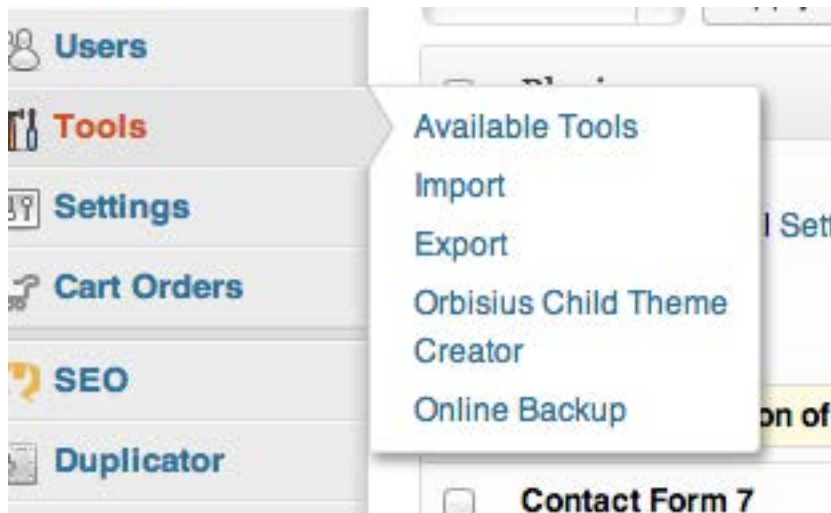
Go to <http://club.orbisius.com> and post suggestions in our forum for new features that you'd like to see in this plugin or its extensions.

Notes:

Plugins > Activate > Click on Create a Child Theme or Go to TOOLS



Dashboard > Tools > Orbisius Child Theme Creator



Select the Parent theme to base the child theme on > eg Catch Everest Parent Theme

Choose a parent theme from the list below and click on the **Create Child Theme** button.

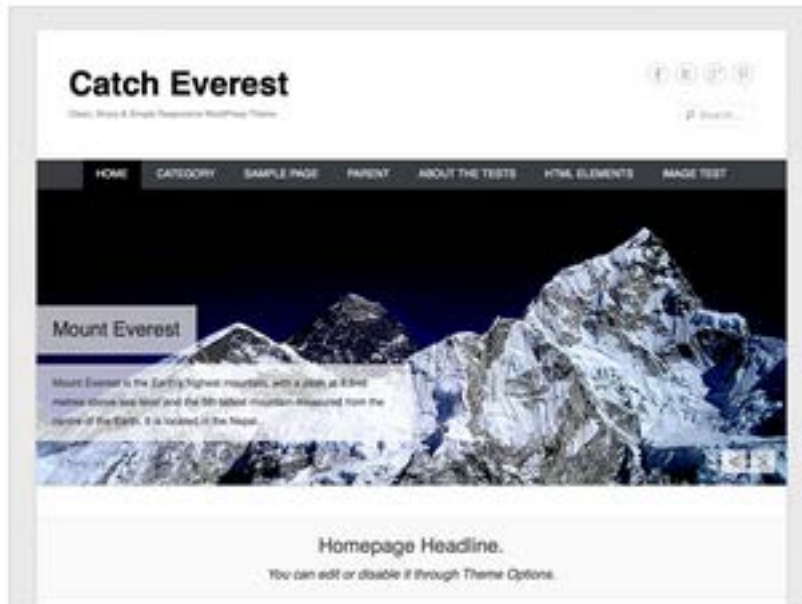
<p>Catch Everest By Catch Themes Team Create Child Theme Version: 0.1.2.3</p>	<p>Twenty Eleven By the WordPress team Create Child Theme Version: 1.5</p>
--	---

The child theme has been successfully created.
Catch Everest Child 01 has been created in /Applications/MAMP/htdocs/WORDPRESS/cate-bienni-advance/wp-content/themes/catch-everest-child-01/ based on Catch Everest theme.
Next Go to Appearance > Themes and Activate the new theme.

Success Message and now go to

1. Appearance
2. Themes
3. Activate the new child theme

Available Themes



Catch Everest Child 01

By [Catch Themes Team](#)

[Activate](#)

[Live Preview](#)

[Details](#)

[Delete](#)